

KBSSS

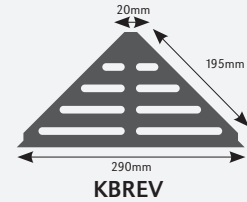
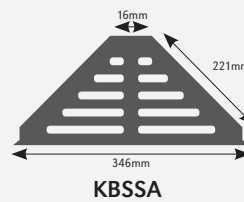
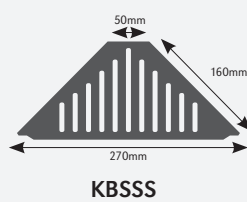
KBSSA

KBREV

Product Datasheet 10.19



Shower Shelves



Product Description

KBSSS

Stylish shower shelf in a brushed stainless steel finish. Fits in 90 degree corners. The shelf attaches in the grout joint with silicone - no drilling required!

Shower shelf can be tiled in during installation or fitted retrospectively.

- 1.5mm thick
- No exposed sharp edges
- Brushed stainless steel finish
- Holes for drainage

KBSSA

Stylish shower shelf in a bright aluminium finish. Fits in 90 degree corners. The shelf attaches in the grout joint with silicone - no drilling required! Shower shelf can be tiled in during installation or fitted retrospectively.

- Shelf is 1.7mm thick
- No exposed sharp edges
- Holes for drainage
- Aluminium Finish

KBREV

Stylish shower shelf in brushed stainless to be installed during the application of tiles.

- No exposed sharp edges
- Grade 304 Brushed finish
- Unique reversible option
- Allows tile finish
- Integral bead to suit 9/11mm tile edge
- Tile-in

Maintenance

Stainless steel is a corrosion resistant chromium/nickel alloy steel that is strong and durable with excellent lustre. However, it is not rustproof, particularly in the harsh environment of a swimming pool. Chlorine and bromine used for sanitization are highly caustic chemicals for stainless steel and heat and humidity enhance the corrosiveness of these chemicals. Regular cleaning is the best way to prevent corrosion and add to the service life for your profiles and any other stainless steel equipment. The goal of your cleaning and maintenance program should be to keep the stainless steels protective Chromium oxide layer intact. This is what prevents corrosion. Varying Stages of contamination

Genesis aluminium shower shelves do not require any special maintenance. Oxidation films on Aluminium may be removed with a common polishing agent; however, they do reoccur. Aluminium must be tested to verify its suitability if chemical stresses are anticipated.

Cementitious materials, in conjunction with moisture, become alkaline. Since aluminium is sensitive to alkaline substances, exposure to the alkali (depending on the concentration and time of exposure) may result in corrosion (aluminium hydroxide formation). Therefore, it is important to remove adhesive or grout residue from visible surfaces.

Stainless Steel AISI 304 / DIN1.4301 Surface BA1

C%	0.2-0.6
Mn%	2.0
Si%	0.1
P%	0.75
S%	0.045
Cr%	0.03
Ni%	18-20
N%	10.5

Aluminium AA 6063 T6 / UNS A96063 anodised to DIN 17611

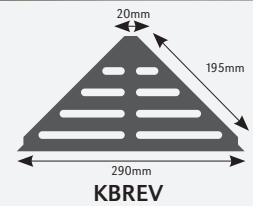
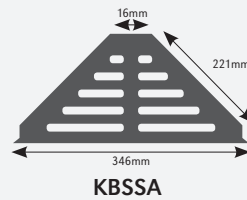
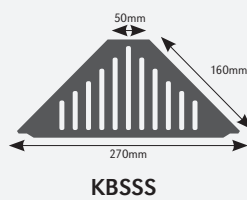
Si%	0.2-0.6
Fe%	0.35
Cu%	0.1
Mn%	0.1
Mg%	0.45-0.9
Zn%	0.1
Ti%	0.1
Cr%	0.1
Al	Balance

KBSSS KBSSA KBREV

Product Datasheet 10.19



Shower Shelves



Installation

KBREV - With Tile



1. Place shelf behind the tiles with the front edge facing upwards.



2. Set tile into the shelf.




4. Seal with silicone.

KBREV - Without Tile



1. Place the shelf behind the tiles with the front edge facing downwards.



2. Attach the rest of the tiles on top.
3. Seal with silicone.

KBSSS

1. Tile in during installation or retrofit by fixing with silicone into the grout joint.

KBSSA

1. Tile in during installation or retrofit by fixing with silicone into the grout joint.

+44 (0)1642 713000 info@genesis-gs.com
www.genesis-gs.com

 **Genesis**
For the Perfect Finish